















S.No.	Bipanna No.	District Name	Treatment Start date	Patient Name	Age			No of Dialysis Sessions	Amount Spent	Total no of Dialysis Sessions till date	Photo
1	5806 (2182)	Rupandehi	9/25/2073	Jaylal Padhya		64		14	35000	1155	
2	5831 (2202)	Palpa	7/7/2077	Jini Sara Ale	45			14	35000	1133	
3	5965 (2252)	Kapilbastu	9/28/2073	Moti Prasad Acharya		52		9	22500	776	
4	6006 (2277)	Pyuthan	1/5/2074	Thamman Bahadur Achami		38		14	35000	1146	
5	6028 (2299)	Palpa	10/20/2073	Tharki Kumari Lamtari	53			9	22500	755	
6	6063 (2320)	Syangja	10/28/2073	Bhim Bahadur Bishwakarma		59		14	35000	1048	
7	6072 (2329)	Kapilbastu	6/3/2074	Ram Sankar Kharik		57		13	32500	1003	
8	6076 (2333)	Palpa	11/18/2073	Pitamber dhega		49		13	32500	1062	
9	6077 (2334)	Palpa	7/14/2074	Til Kumari saru	59			14	35000	1125	
10	6084 (2341)	Pyuthan	11/29/2073	ser bahadur thapa		46		13	32500	889	
11	6092 (2349)	Arghakhanchi	12/10/2073	Tek lal basel		44		13	32500	884	
12	6121 (2378)	Pyuthan	1/24/2074	churamadi rakhal		28		14	35000	1040	
13	6243 (2432)	Arghakhanchi	3/7/2078	Hem Bahadur Thapa		43		13	32500	1003	
14	6780 (2651)	Syangja	3/5/2074	Om Maya Rana	58			9	22500	357	
15	7408 (2873)	Rupandehi	5/6/2074	Narayan Upadhyay		61		9	22500	722	
16	22917 (18212)	Palpa	7/22/2074	Ganesh Bahadur Kunwar		44		10	25000	262	
17	23909 (18414)	Palpa	5/27/2074	Kamal Bagale		38		14	35000	1014	
18	25944 (19641)	Arghakhanchi	7/12/2074	sagar pande		45		14	35000	890	
19	25995 (19661)	Gulmi	7/24/2074	ram bahadur khatri		39		9	22500	667	
20	25996 (19662)	Gulmi	7/30/2074	draupadi rana	41			14	35000	918	
21	27370 (19871)	Gulmi	9/9/2074	bimal b.k.	24			14	35000	733	

S.No.	Bipanna No.	District Name	Treatment Start date	Patient Name	Age			No of Dialysis Sessions	Amount Spent	Total no of Dialysis Sessions till date	Photo
22	28171 (19972)	Syangja	10/3/2074	Chhabibal kunwar sarki		60		14	35000	791	
23	30875 (22575)	Rupandehi	11/29/2074	sanju tulachan		49		14	35000	887	
24	30886 (22580)	Nawalparas i East	12/6/2074	kabita shrestha	43			14	35000	844	
25	32800 (23447)	Rupandehi	12/19/2074	shree niwas Lohar		55		9	22500	648	
26	33459 (23546)	Baglung	8/19/2077	malita chantel	42			10	25000	632	
27	33460 (23547)	Tanahun	1/9/2075	Ishwar kumar shrestha		50		9	22500	646	
28	36414 (25279)	Palpa	2/14/2075	rem bahadur sen		38		14	35000	832	
29	37277 (25444)	Gulmi	2/1/2075	Bandana Bhandari	19			10	25000	465	
30	40307 (26598)	Gulmi	4/8/2075	chuma darlami	43			13	32500	840	
31	40451 (27125)	Palpa	4/25/2075	min bahadur lamtari		42		10	25000	316	
32	40683 (27175)	Gulmi	5/21/2075	Prithivi Rajali	29			13	32500	710	
33	42895 (27691)	Rupandehi	6/18/2075	indra bahadur thapa	33			9	22500	597	
34	44770 (30202)	Palpa	7/17/2075	chuda bahadur ruchal		39		13	32500	753	
35	44904 (30336)	Arghakhanc hi	7/26/2078	Veshraj Khanal	51			10	25000	260	
36	45704 (31136)	Rupandehi	8/8/2075	narayan tharu		57		9	22500	127	
37	45740 (31172)	Dang	9/18/2075	Laxmi Shrees/Oli	37			13	32500	635	
38	46303 (31735)	Rupandehi	8/20/2075	bishesh thapa		79		9	22500	575	
39	46324 (31756)	Palpa	8/28/2075	dipendra regami		34		13	32500	780	
40	47395 (32827)	Arghakhanc hi	9/17/2075	Shrijana B.K.	24			13	32500	845	
41	48492 (33924)	Palpa	10/6/2075	Indra Kumari Rash	47			9	22500	563	
42	48505 (33937)	Arghakhanc hi	10/8/2075	Gobinda Bahadur Jhakri		33		14	35000	793	

S.No.	Bipanna No.	District Name	Treatment Start date	Patient Name	Age			No of Dialysis Sessions	Amount Spent	Total no of Dialysis Sessions till date	Photo
43	51493 (36924)	Gulmi	11/2/2075	Rupa Baral	43			9	22500	513	
44	51933 (37364)	Nawalparas i East	12/5/2075	Tok Bdr Gurung	48			14	35000	737	
45	53140 (38571)	Palpa	12/19/2075	Rinisara Gaha	34			14	35000	763	
46	53166 (38597)	Syangja	12/22/2075	Chet Bahadur B.K.	38			14	35000	754	
47	55655 (41220)	Rupandehi	10/3/2077	Hari Kumari Sunar	84			2	5000	169	
48	56739 (42304)	Rupandehi	2/27/2076	Narayan Thapa	47			9	22500	551	
49	58265 (43829)	Nawalparas i East	3/6/2076	Ananda Kumar Pathak	46			10	25000	518	
50	58391 (43955)	Syangja	3/10/2076	Hemkali Thapa	44			10	25000	696	
51	58415 (43979)	Gulmi	3/19/2076	Dan Bahadur Thapa	48			13	32500	670	
52	61568 (47132)	Kapilbastu	5/26/2076	Indrabati Tharu	43			9	22500	496	
53	63832 (49395)	Nawalparas i East	7/18/2076	Bhagirathi Tharu	36			10	25000	331	
54	64700 (50262)	Nawalparas i East	7/24/2076	Man Kumari Sharki	45			14	35000	648	
55	65628 (51190)	Rupandehi	8/22/2076	Krishna Malla	55			14	35000	617	
56	66520 (52081)	Palpa	8/21/2076	Rimisara Kamu	42			14	35000	681	
57	66539 (52100)	Pyuthan	8/29/2076	Rukuma B.K.	31			13	32500	626	
58	66848 (52409)	Pyuthan	9/16/2076	Dipak Kumar Jhakri	44			13	32500	498	
59	68107 (53667)	Syangja	9/28/2076	Suman Damai	26			13	32500	542	
60	69845 (55405)	Gulmi	10/1/2076	Hima K.C.	24			14	35000	626	
61	69869 (55429)	Rupandehi	10/11/2076	Khemlal Paudel	36			12	30000	642	
62	71161 (56721)	Baglung	5/16/2078	Kunti Gharti	52			9	22500	444	
63	71173 (56733)	Rupandehi	11/20/2076	Gautam Lal Shrestha	61			9	22500	420	

S.No.	Bipanna No.	District Name	Treatment Start date	Patient Name	Age			No of Dialysis Sessions	Amount Spent	Total no of Dialysis Sessions till date	Photo
64	71241 (56801)	Nawalparas i East	11/24/2076	Dil Kumari Khamcha	42			13	32500	545	
65	72982 (58539)	Kapilbastu	1/19/2077	Hum Raj Gharti Kshetri	57			9	22500	429	
66	73004 (58561)	Arghakhanc hi	1/26/2077	Basanta Thapa	20			13	32500	509	
67	73735 (59292)	Baglung	2/6/2077	Keshar B.K.	35			13	32500	596	
68	74592 (60149)	Rupandehi	3/4/2077	Rajendra Raj Shakya	65			14	35000	473	
69	75297 (60854)	Gulmi	3/15/2078	Humlal Shrestha	62			10	25000	446	
70	76104 (61661)	Arghakhanc hi	4/6/2077	Dipak Belbase	45			9	22500	409	
71	76109 (61666)	Nawalparas i East	4/13/2077	Bhimisara Pun	45			10	25000	403	
72	76922 (62479)	Tanahun	2077-04-32	Sushil Thapa	28			9	22500	274	
73	79164 (64720)	Kapilbastu	5/8/2077	Shanti Kumari Sharma Paudel	47			9	22500	394	
74	79174 (64730)	Gulmi	5/20/2077	Sharmila Gandharba	27			5	12500	531	
75	79310 (64866)	Syangja	6/13/2077	Purna Kala Pandey	71			9	22500	328	
76	79332 (64888)	Kapilbastu	1/20/2078	Yam Bahadur Karki	63			9	22500	371	
77	79974 (65530)	Rupandehi	7/5/2077	Man Dhvaj Gurung	73			10	25000	376	
78	79978 (65534)	Kapilbastu	7/6/2077	Bajida Khatun	39			3	7500	178	
79	79979 (65535)	Nawalparas i East	7/13/2077	Karma Sing Lungeli	74			14	35000	527	
80	80880 (66433)	Arghakhanc hi	8/5/2077	Jit Bahadur Gharti Magar	53			9	22500	367	
81	80882 (66435)	Palpa	8/9/2077	Til Bahadur Saru	33			9	22500	368	
82	81399 (66952)	Arghakhanc hi	8/25/2077	Topala Paudel	43			9	22500	365	
83	81400 (66953)	Syangja	8/27/2077	Niraj Gaha Magar	34			14	35000	510	
84	82039 (67592)	Palpa	9/16/2077	PURNA BAHADUR PACHARHAIYA	39			13	32500	433	











S.No.	Bipanna No.	District Name	Treatment Start date	Patient Name	Age			No of Dialysis Sessions	Amount Spent	Total no of Dialysis Sessions till date	Photo
85	82521 (68072)	Nawalparas i East	9/3/2077	Ramakanta Bashyal		62		10	25000	356	
86	82534 (68085)	Rupandehi	9/5/2077	Basu Maya Thapa	37			14	35000	471	
87	82685 (68236)	Rupandehi	9/2/2077	Dhan Bahadur Gurung		61		10	25000	363	
88	82732 (68283)	Syangja	9/13/2077	Til Bahadur Pandey		61		9	22500	360	
89	82734 (68285)	Rupandehi	9/12/2077	Bijaya K.C.		39		13	32500	382	
90	82735 (68286)	Rupandehi	9/15/2077	Manisara Bayambu	39			9	22500	122	
91	82738 (68289)	Pyuthan	9/22/2077	Mina G.C.	51			9	22500	354	
92	82883 (68434)	Palpa	9/16/2077	Purna Prasad Shrestha		59		12	30000	456	
93	82887 (68438)	Arghakhanchi	9/7/2077	Sita Parajuli	40			13	32500	486	
94	83990 (69541)	Arghakhanchi	10/21/2077	RUKMAGAT KHANAL		64		9	22500	96	
95	84625 (70176)	Kapilbastu	10/2/2077	Anita Ale Magar	36			13	32500	435	
96	84628 (70179)	Nawalparas i East	10/4/2077	Anil Kumar Gupta		58		3	7500	337	
97	84633 (70184)	Gulmi	10/6/2077	Sumitra B.K.	42			13	32500	395	
98	84649 (70200)	Baglung	12/22/2077	Ash Bahadur Gharti		64		9	22500	342	
99	84742 (70293)	Palpa	10/27/2077	Mina Arghali	51			14	35000	422	
100	84815 (70366)	Kapilbastu	10/7/2077	Altaf Khan		45		9	22500	360	
101	85999 (71548)	Palpa	11/23/2077	Gir Bdr. Thapa		63		9	22500	340	
102	86314 (71863)	Palpa	12/1/2077	Chaman Singh Saru		37		9	22500	339	
103	88355 (73904)	Rupandehi	12/25/2077	Pabitra Thapa	59			14	35000	452	
104	89396 (74945)	Palpa	1/10/2078	Indra Kumari Darlami	60			13	32500	399	
105	89432 (74981)	Kapilbastu	1/18/2078	ramrati kalwar	47			10	25000	340	

S.No.	Bipanna No.	District Name	Treatment Start date	Patient Name	Age			No of Dialysis Sessions	Amount Spent	Total no of Dialysis Sessions till date	Photo
106	90074 (75623)	Palpa	1/25/2078	Ganesh Bahadur Bayambhu		53		13	32500	390	
107	90886 (76435)	Kapilbastu	2/15/2078	Urmila Debi Agrahari	43			14	35000	425	
108	90920 (76469)	Arghakhanchi	2/16/2078	Bhojraj Paudel		26		9	22500	315	
109	91114 (76663)	Palpa	2/23/2078	Hari Bahadur Thapa		56		5	12500	222	
110	91231 (76780)	Arghakhanchi	2/24/2078	Balkumari Thapa	74			9	22500	313	
111	91606 (77155)	Baglung	3/3/2078	Bishnu Kumari Thapa	43			9	22500	309	
112	91783 (77332)	Rupandehi	3/7/2078	Parbati Reshmi	27			9	22500	311	
113	92660 (78208)	Palpa	3/24/2078	Tekisara Rana	29			14	35000	420	
114	93581 (79129)	Kapilbastu	4/4/2078	narayan tharu		24		13	32500	243	
115	96189 (81735)	Kapilbastu	5/17/2078	Ram Harsa Khatik		61		9	22500	211	
116	96823 (82369)	Palpa	5/27/2078	Jhaman Khandalu		25		9	22500	301	
117	97383 (82929)	Rupandehi	6/2/2078	Bishnu Bahadur Thapa		46		14	35000	387	
118	99818 (85363)	Rupandehi	7/18/2078	Dammar Bahadur Thapa		58		12	30000	211	
119	100059 (85604)	Pyuthan	7/23/2078	Maya Kumari Thapa	47			9	22500	260	
120	100417 (85962)	Arghakhanchi	7/28/2078	Gokanra G.C.		34		14	35000	374	
121	100418 (85963)	Palpa	7/29/2078	Bharat Prasad Shrestha		52		14	35000	278	
122	100605 (86150)	Syangja	8/1/2078	MADHU KUMARI BK	66			7	17500	29	
123	101087 (86631)	Nawalparasi East	8/6/2078	Keshab Bahadur Dhenga		52		14	35000	339	
124	101225 (86769)	Rupandehi	8/12/2078	Manju Gurung	41			9	22500	264	
125	101349 (86893)	Palpa	8/15/2078	Hom Bahadur Gharti Thapa		81		13	32500	281	
126	102569 (88113)	Rupandehi	9/1/2078	Bibek Gurung		33		13	32500	353	

S.No.	Bipanna No.	District Name	Treatment Start date	Patient Name	Age		No of Dialysis Sessions	Amount Spent	Total no of Dialysis Sessions till date	Photo
127	103029 (88573)	Palpa	9/5/2078	Hari Bahadur Rayamajhi		42	13	32500	237	
128	103032 (88576)	Palpa	9/6/2078	Dil Bahadur Bagale		53	9	22500	255	
129	103035 (88579)	Palpa	9/8/2078	Man Kumari Baral		66	9	22500	250	
130	103785 (89329)	Rupandehi	9/16/2078	Purna Maya Gurung	68		9	22500	253	
131	103793 (89337)	Rupandehi	9/21/2078	Bhim Bahadur Paudel Chhetri		47	9	22500	255	
132	103795 (89339)	Nawalparas i East	9/21/2078	Durga Bahadur Shrestha		63	14	35000	353	
133	104078 (89622)	Rupandehi	9/29/2078	Santa Bahadur Chhantel		57	13	32500	338	
134	104173 (89717)	Palpa	9/30/2078	Tul Kumari Somai	28		9	22500	251	
135	104787 (90331)	Gulmi	10/6/2078	Nar Bahadur Kami (B.K)		67	9	22500	247	
136	106055 (91599)	Gulmi	10/18/2078	Resham paudel	35		14	35000	272	
137	106339 (91883)	Nawalparas i East	11/3/2078	Ser jang Lama		40	10	25000	244	
138	106880 (92424)	Gulmi	11/11/2078	Tilbir Khaptari Thapa		41	9	22500	239	
139	106882 (92426)	Rupandehi	11/11/2078	Lekh Bahadur Thapa		59	10	25000	240	
140	107494 (93038)	Kapilbastu	11/20/2078	Salman Musalman	27		9	22500	208	
141	108111 (93655)	Gulmi	11/30/2078	Resham Bahadur Thapa Magar		59	9	22500	221	
142	108137 (93681)	Kapilbastu	11/30/2078	Nagma Khatun	30		10	25000	221	
143	108215 (93759)	Rupandehi	12/1/2078	Sarbajit Sinjali		53	10	25000	235	
144	108626 (94170)	Nawalparas i East	12/9/2078	dambar bahadur gurung		49	13	32500	288	
145	109670 (95214)	Rupandehi	12/18/2078	Santosh Kewat		43	9	22500	184	
146	109675 (95219)	Baglung	12/18/2078	Dal Bahadur Bitalu	72		10	25000	232	
147	109686 (95230)	Kapilbastu	12/23/2078	Ram Narayan Kalwar		29	13	32500	299	

S.No.	Bipanna No.	District Name	Treatment Start date	Patient Name	Age			No of Dialysis Sessions	Amount Spent	Total no of Dialysis Sessions till date	Photo
148	109690 (95234)	Arghakhanchi	1/1/2079	tikaram belbase		36		9	22500	194	
149	112890 (98434)	Syangja	2/7/2079	Kulananda Dhakal	68			9	22500	215	
150	112896 (98440)	Rupandehi	2/10/2079	Shyam Nath Kunwar		59		9	22500	209	
151	112899 (98443)	Nawalparasi East	2/11/2079	Bhuwani Kala Paudel	74			10	25000	213	
152	112908 (98452)	Rupandehi	2/11/2079	Bhola Prasad Sharma		52		10	25000	213	
153	114196 (99740)	Kapilbastu	2/27/2079	Kitabul Musalman		77		4	10000	96	
154	114875 (100419)	Palpa	3/3/2079	Sukra Bahadur Damai		36		13	32500	287	
155	115129 (100673)	Gulmi	2/22/2079	narayan sunwar		53		9	22500	51	
156	115199 (100743)	Rupandehi	3/9/2079	Manukala Gurung	36			9	22500	207	
157	116899 (102443)	Kapilbastu	4/1/2079	Lal Bahadur Sunar		63		9	22500	197	
158	117440 (102983)	Gulmi	4/9/2079	Rana Bahadur Khatri		63		1	2500	88	
159	118265 (103808)	Rupandehi	4/23/2079	Kamala Devi Tharu	46			9	22500	191	
160	118270 (103813)	Nawalparasi East	4/23/2079	Tirthi Lohar	56			14	35000	214	
161	119953 (105496)	Rupandehi	5/14/2079	Rajindrara Kurmi	66			9	22500	169	
162	119978 (105521)	Syangja	5/17/2079	Kamal Bahadur Kshetri	49			14	35000	255	
163	120605 (106148)	Rupandehi	5/24/2079	Om Bahadur Gurung	73			10	25000	184	
164	121488 (107031)	Gulmi	6/1/2079	Sarita Gurung	48			6	15000	170	
165	121495 (107038)	Arghakhanchi	6/3/2079	Sundar Bahadur Darji	50			9	22500	183	
166	122334 (107876)	Gulmi	6/14/2079	Bimala Sunar	36			14	35000	203	
167	122388 (107930)	Palpa	6/17/2079	Sumisara Raskoti	65			9	22500	177	
168	122437 (107979)	Palpa	6/26/2079	Suresh Bahadur Rana	28			9	22500	154	

S.No.	Bipanna No.	District Name	Treatment Start date	Patient Name	Age			No of Dialysis Sessions	Amount Spent	Total no of Dialysis Sessions till date	Photo
169	123655 (109197)	Palpa	7/12/2079	Yam Bahadur pun		57		10	25000	170	
170	124378 (109920)	Rupandehi	7/23/2079	Matrika Lohar		56		9	22500	164	
171	124460 (110002)	Palpa	7/23/2079	Devi Sharu	51			14	35000	186	
172	124465 (110007)	Arghakhanchi	7/26/2079	Mitramani Neupane		33		10	25000	163	
173	124520 (110062)	Palpa	7/26/2079	Mukta Bahadur Sinjapati		37		14	35000	188	
174	124522 (110064)	Rupandehi	7/25/2079	Bel Prasad Thapa		69		9	22500	169	
175	124538 (110080)	Palpa	8/6/2079	ganesh BK		26		10	25000	129	
176	124991 (110533)	Palpa	8/3/2079	Khinta bahadur Sharu		45		14	35000	207	
177	125417 (110959)	Kapilbastu	8/6/2079	Sanjip Darji		40		8	20000	99	
178	125591 (111133)	Nawalparasi East	8/18/2079	PADAM BAHADUR SINAR		62		5	12500	181	
179	125647 (111189)	Syangja	8/17/2079	Min Maya Gurung	50			10	25000	158	
180	126169 (111711)	Myagdi	8/19/2079	Bel Bahadur BK		80		9	22500	160	
181	126537 (112079)	Gulmi	8/29/2079	Jagat Bahadur Pun		50		9	22500	157	
182	127434 (112976)	Palpa	9/6/2079	Damodar Neupane		42		8	20000	128	
183	128250 (113792)	Rupandehi	9/23/2079	Milan Lamtange		31		14	35000	170	
184	128657 (114199)	Palpa	9/28/2079	Dil Kumari Gharti Magar	61			9	22500	147	
185	128659 (114201)	Gulmi	9/28/2079	Rupa Darlami	19			9	22500	150	
186	128872 (114414)	Baglung	10/1/2079	Narayan Sunar		22		9	22500	60	
187	129072 (114613)	Kapilbastu	10/5/2079	Jhagaru Tharu		51		9	22500	150	
188	129734 (115275)	Nawalparasi East	10/15/2079	Buddhimaya Thapa Magar	44			10	25000	144	
189	129906 (115447)	Palpa	10/18/2079	Amrita Rana	23			10	25000	144	

S.No.	Bipanna No.	District Name	Treatment Start date	Patient Name	Age			No of Dialysis Sessions	Amount Spent	Total no of Dialysis Sessions till date	Photo
190	130044 (115585)	Nawalparas i East	10/19/2079	Khel Narayan Tharu	60			9	22500	144	
191	130743 (116284)	Kapilbastu	10/21/2079	Hariram Prasad Murau	40			9	22500	142	
192	130839 (116380)	Rupandehi	11/1/2079	Khaisara Parajuli	67			9	22500	138	
193	130865 (116406)	Arghakhanchi	11/1/2079	Durga Sunar	47			9	22500	140	
194	131075 (116616)	Gulmi	11/3/2079	Krishna Bahadur Pun	51			9	22500	139	
195	132780 (118321)	Palpa	11/23/2079	Tak Bahadur Baral	29			9	22500	130	
196	132785 (118326)	Rupandehi	11/26/2079	Sumitra Aale	70			10	25000	132	
197	133150 (118691)	Gulmi	12/8/2079	OP BAHADUR KHATRI	55			9	22500	128	
198	133153 (118694)	Rupandehi	12/1/2079	Amrita Thapa	57			9	22500	116	
199	133444 (118985)	Kapilbastu	12/7/2079	Raj Kumar Dhobi	51			9	22500	130	
200	133605 (119146)	Gulmi	12/9/2079	Keshav Sinjali	30			9	22500	128	
201	136214 (121754)	Pyuthan	1/13/2080	Pahal Man Bistha	50			9	22500	113	
202	136217 (121757)	Baglung	1/14/2080	Dipendra Gharti Magar	27			9	22500	119	
203	136220 (121760)	Nawalparas i East	1/14/2080	Dhanikala Ale Magar	53			9	22500	119	
204	136482 (122022)	Rupandehi	1/19/2080	Tul Bahadur Thapa	60			9	22500	115	
205	137463 (123001)	Palpa	1/28/2080	Bir Bahadur Pun	41			5	12500	48	
206	138281 (123819)	Kapilbastu	2/9/2080	Ramesh Giri	33			13	32500	139	
207	138598 (124136)	Rupandehi	2/12/2080	Sarita Kumari Tharu	1			9	22500	110	
208	138606 (124144)	Gulmi	2/14/2080	Sita sarki	30			8	20000	108	
209	138701 (124238)	Rupandehi	2/16/2080	Jayaram Yadav	49			14	35000	155	
210	141018 (126554)	Palpa	3/10/2080	Nirakh Bahadur Gaha	46			9	22500	101	

S.No.	Bipanna No.	District Name	Treatment Start date	Patient Name	Age			No of Dialysis Sessions	Amount Spent	Total no of Dialysis Sessions till date	Photo
211	141023 (126559)	Nawalparas i East	3/10/2080	Sanaku Musahar		56		10	25000	99	
212	141608 (127144)	Palpa	3/21/2080	Belisara Chauhan	46			9	22500	96	
213	142398 (127934)	Rupandehi	3/23/2080	Sahabudin Musalman		53		8	20000	97	
214	142406 (127942)	Gulmi	3/28/2080	Madhav Prasad Shrestha		54		9	22500	97	
215	142960 (128496)	Kapilbastu	4/5/2080	Jamuna debi Sharma Bhusal	76			9	22500	95	
216	144053 (129588)	Baglung	4/17/2080	Sarita BK	52			9	22500	92	
217	144058 (129593)	Gulmi	4/19/2080	Netra Bahadur Pachavaiya		44		9	22500	91	
218	144341 (129876)	Gulmi	4/23/2080	Pushpa BK	31			9	22500	91	
219	144767 (130302)	Nawalparas i East	4/29/2080	Til Kumari Tharuni	41			8	20000	80	
220	145037 (130572)	Arghakhanchi	2080-04-31	Lekh Bahadur BK	46			9	22500	87	
221	145324 (130859)	Arghakhanchi	5/6/2080	padam basyal	51			9	22500	77	
222	145379 (130914)	Rupandehi	5/3/2080	Kumari Pakhrin	42			9	22500	85	
223	145870 (131405)	Syangja	5/6/2080	Yak bahadur Sharki		64		10	25000	83	
224	146312 (131847)	Nawalparas i East	6/11/2080	khinisara kami	45			4	10000	59	
225	148257 (133792)	Arghakhanchi	6/6/2080	Bishnu Aale Magar		43		9	22500	76	
226	148261 (133796)	Arghakhanchi	6/7/2080	Ram Prasad Bhattarai		46		9	22500	76	
227	148264 (133799)	Kapilbastu	6/11/2080	Mina Bk	43			9	22500	72	
228	148735 (134270)	Kapilbastu	6/15/2080	Bharat Kohar		51		10	25000	70	
229	148737 (134272)	Kapilbastu	6/20/2080	Laxmi Chaudhary	20			15	37500	91	
230	149900 (135435)	Syangja	7/15/2080	durga bahadur gaha rana		30		9	22500	53	
231	150325 (135860)	Palpa	7/14/2080	Rajesh Damai		43		10	25000	66	

S.No.	Bipanna No.	District Name	Treatment Start date	Patient Name	Age		No of Dialysis Sessions	Amount Spent	Total no of Dialysis Sessions till date	Photo
232	150720 (136255)	Kapilbastu	7/16/2080	Govinda Prasad Kahar		39	9	22500	61	
233	150869 (136403)	Gulmi	7/23/2080	Gangaram Bhusal		50	9	22500	57	
234	151008 (136542)	Nawalparas i East	7/28/2080	Chet bahadur Aale		42	9	22500	60	
235	151896 (137427)	Kapilbastu	8/9/2080	Nahid Khatun	45		6	15000	32	
236	151902 (137433)	Arghakhanchi	8/10/2080	Preme Damai		58	10	25000	59	
237	152232 (137763)	Rupandehi	8/18/2080	Binod Kumar Sharu		35	9	22500	56	
238	152744 (138275)	Parbat	8/25/2080	Indra Kala Sharma	63		4	10000	6	
239	152854 (138384)	Nawalparas i East	8/19/2080	Mitralal Subedi		54	10	25000	54	
240	153188 (138717)	Rupandehi	8/25/2080	Dhan Kumari Bhar	39		8	20000	49	
241	153244 (138773)	Dang	8/25/2080	Sanu Sharki		45	9	22500	55	
242	153337 (138866)	Kapilbastu	8/28/2080	Hum Bahadur Sunari		50	9	22500	53	
243	154950 (140479)	Rupandehi	9/18/2080	Ramesh Bahadur Sharki		55	9	22500	47	
244	154972 (140501)	Arghakhanchi	9/18/2080	Dadhiram Thapa		58	9	22500	44	
245	155505 (141034)	Kapilbastu	9/19/2080	Dudhnath Tharu		51	9	22500	48	
246	155627 (141156)	Palpa	9/27/2080	Lekh Bahadur Rana		38	9	22500	45	
247	156730 (142259)	Gulmi	10/4/2080	Uttam Kumar Nepali		66	9	22500	43	
248	156735 (142264)	Kapilbastu	10/9/2080	Kala Dumre	39		10	25000	42	
249	156739 (142268)	Rupandehi	10/10/2080	Ram Abtar Tharu		49	10	25000	40	
250	157480 (143009)	Syangja	10/15/2080	Moti Kumari Shrestha	60		10	25000	37	
251	157482 (143011)	Arghakhanchi	10/15/2080	Pom Bahadur Gharti		47	9	22500	35	
252	158032 (143561)	Kapilbastu	10/21/2080	Seb Angat Barai		39	9	22500	37	

S.No.	Bipanna No.	District Name	Treatment Start date	Patient Name	Age			No of Dialysis Sessions	Amount Spent	Total no of Dialysis Sessions till date	Photo
253	159060 (144589)	Nawalparas i West	11/2/2080	Somanti Debi Sunar	77			9	22500	34	
254	159066 (144595)	Gulmi	11/5/2080	Khim Bahadur Gharti GC	81			9	22500	35	
255	159765 (145294)	Palpa	11/15/2080	Tulsha Arghali	59			9	22500	31	
256	160061 (145590)	Nawalparas i West	11/16/2080	Kumari Bishwakarma	77			9	22500	24	
257	160067 (145596)	Rupandehi	11/20/2080	Ram Prasad Baral	63			9	22500	32	
258	160227 (145756)	Gulmi	11/21/2080	Tek bahadur Sunar	61			10	25000	32	
259	160228 (145757)	Rupandehi	11/22/2080	Chandra Bahadur Gurung	49			5	12500	16	
260	160861 (146390)	Chitwan	11/24/2080	Purna bahadur BK	64			13	32500	38	
261	160867 (146396)	Palpa	11/24/2080	Man Bahadur Karki	62			9	22500	25	
262	161541 (147069)	Arghakhanchi	12/3/2080	Khum Bahadur Gharti	32			9	22500	27	
263	161911 (147439)	Kapilbastu	12/11/2080	Manju Tharu	35			9	22500	24	
264	162153 (147681)	Nawalparas i West	12/11/2080	Bhiku Prasad kavar Yogi Tharu	49			10	25000	23	
265	162155 (147683)	Rupandehi	12/14/2080	Guman Sing Chhetri	65			9	22500	23	
266	163098 (148625)	Rupandehi	12/21/2080	Chhatra Bahadur Magar	67			9	22500	21	
267	163099 (148626)	Rupandehi	12/25/2080	Dal Bahadur Khatri	66			9	22500	20	
268	163730 (149257)	Arghakhanchi	1/3/2081	Basu deb Gaire	42			9	22500	17	
269	164411 (149937)	Kapilbastu	1/12/2081	Rambriksha Kohar	30			9	22500	15	
270	164420 (149946)	Rupandehi	1/12/2081	Prem Dangoriya Tharu	40			9	22500	15	
271	165048 (150574)	Palpa	1/20/2081	Asmita Aale	28			3	7500	7	
272	165052 (150578)	Syangja	1/19/2081	Bhoj Narayan Shrestha	71			8	20000	12	
273	165790 (151316)	Kapilbastu	1/21/2081	Karishma Tharu	27			3	7500	5	

S.No.	Bipanna No.	District Name	Treatment Start date	Patient Name	Age		No of Dialysis Sessions	Amount Spent	Total no of Dialysis Sessions till date	Photo	
274	165792 (151318)	Nawalparas i West	1/27/2081	Rudra Narayan Raya Tharu		33	8	20000	9		
275	165881 (151407)	Palpa	1/29/2081	Narayan Bahadur Dhenga		47	9	22500	10		
276	166103 (151629)	Kapilbastu	1/31/2081	Laxman Khanal		67	4	10000	5		
277	166802 (152328)	Palpa	2/3/2081	Khum Sari Sharu	33		9	22500	9		
278	166805 (152331)	Rupandehi	2/6/2081	Him Bahadur Thapa		55	8	20000	8		
279	166807 (152333)	Rupandehi	2/6/2081	Thaman Thapa		63	8	20000	8		
280	166809 (152335)	Rupandehi	2/6/2081	Purna bahadur Thapa		59	8	20000	8		
281	167303 (152828)	Rupandehi	2/8/2081	Dharmaraj Bishwakarma		71	7	17500	7		
282	167306 (152831)	Nawalparas i West	2/9/2081	Gopal Prasad Pandey		60	7	17500	7		
283	167309 (152834)	Gulmi	2/10/2081	Indralal Damai		63	7	17500	7		
284	167613 (153137)	Palpa	2/15/2081	Tek Bahadur Thapa		72	5	12500	5		
285	167623 (153147)	Arghakhanc hi	2/21/2081	GOMA CHHETRI	43		2	5000	2		
286	167992 (153516)	Pyuthan	2/17/2081	Himlal Sharma		64	4	10000	4		
287	168001 (153525)	Palpa	2/20/2081	Bishnu Prasad bashyal		68	1	2500	1		
288	168935 (154459)	Kapilbastu	2/23/2081	Rakesh Kasaudhan		24	2	5000	2		
289	169030 (154554)	Kapilbastu	2/31/2081	Prem Bahadur Gaha Magar		55	1	2500	1		
GRAND TOTAL								2873	7182500	85010	